

AOD workforce profile

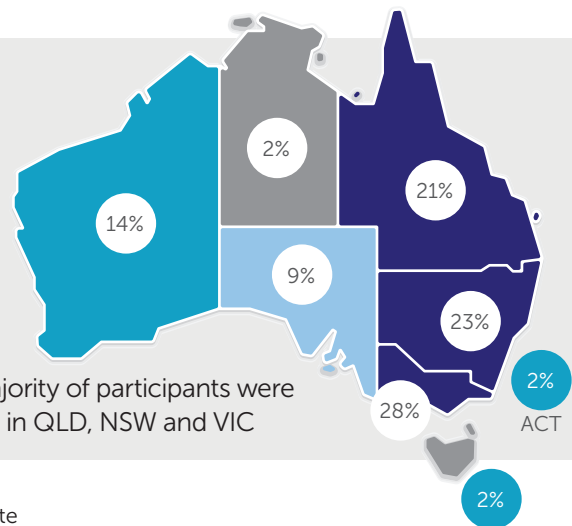
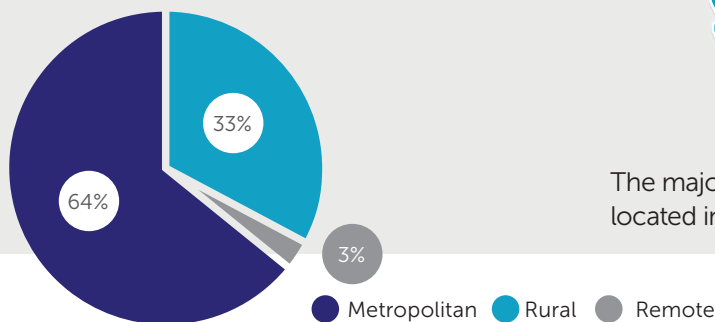
Australia's Alcohol and Other Drug (AOD) Workforce Survey 2019 – 2020

NCETA was contracted by the Australian Government Department of Health to undertake a national survey of the AOD workforce, the first national survey for over 10 years. The 2019-2020 National AOD Workforce Survey addressed key workforce planning and development issues. Data was collected from 1506 workers in the AOD workforce from August 2019 to February 2020. This infographic summarises key AOD workforce profile findings. Other infographics in this series address working conditions, opportunities and challenges in the AOD sector and AOD worker health and wellbeing.

Infographic citation: Skinner, N., McEntee, A. & Roche, A. (2020). 'AOD workforce profile' Infographic. Australia's Alcohol and Other Drug (AOD) Workforce Survey 2019 – 2020. Adelaide, South Australia: National Centre for Education and Training on Addiction (NCETA), Flinders University.

Location

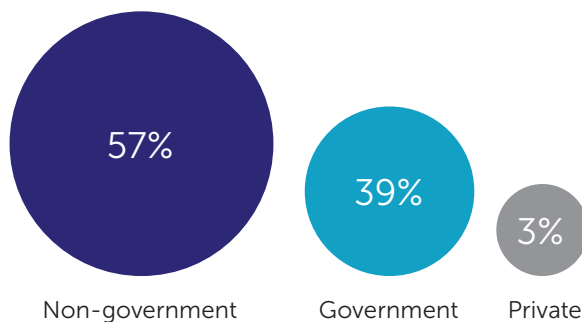
One third worked in rural locations



Sector

57%

were employed in the **non-government** (NGO) sector

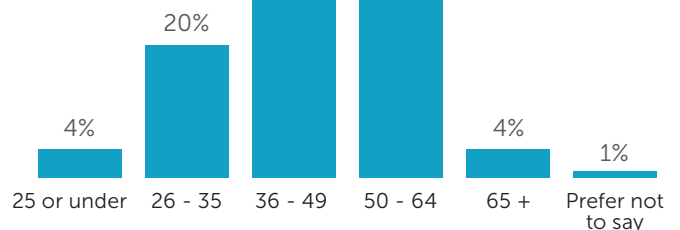


Worker profile

2 in 3 AOD workers were **women** (69%)



39% were aged **50 years or older**



The full National Survey Report and summary infographics can be accessed at <http://nceta.flinders.edu.au/index.php?cID=702>, containing summaries of broad trends and themes, pending full publication of data comprising in-depth analyses.

Report citation: Skinner, N., McEntee, A. & Roche, A. (2020). Australia's Alcohol and Other Drug Workforce: National Survey Results 2019-2020. Adelaide, South Australia: National Centre for Education and Training on Addiction (NCETA), Flinders University.

© 2020 National Centre for Education and Training on Addiction, Flinders University

www.nceta.flinders.edu.au | nceta@flinders.edu.au | 08 8201 7535

Lived experience


65%

reported **lived experience** (personal, family, other) of AOD-related issues



2 in 3

workers with **lived experience** had disclosed this to their workplace



Aboriginal and/or Torres Strait Islander identity

6%

of workers identified as **Aboriginal and/or Torres Strait Islander**



2x

times higher than the proportion in the **Australian population**



Professional profile

Over 30 occupational groups in the AOD workforce
Most common occupations were drug & alcohol counsellor (23%) and drug & alcohol nurse (10%)

58%

of the AOD workforce held an **undergraduate degree or higher**

46%

of the AOD workforce held **AOD qualifications at a vocational or tertiary level**

67%

of client service workers held **vocational or tertiary AOD qualifications**

Prior employment sector

95%

had been employed in **another sector** before joining the AOD sector

Primary health (18%) and mental health (18%) were the most common sectors of prior employment



Work experience

41%

had been in the AOD sector for **10+ years**

8%

were **new** to the AOD sector (< 1 year)